


		
A 72.14mm x 78.57mm	B 64.76mm x 70.49mm	C 63.53mm x 66.97mm	D 70.36mm x 65.51mm	E 64.97mm x 67.74mm	F 59.68mm x 76.06mm
					
G 59.05mm x 73.25mm	H 77.46mm x 71.23mm	I 56.41mm x 68.89mm	J 67.03mm x 66.62mm	K 64.75mm x 68.09mm	L 67.91mm x 72.95mm
					
M 91.75mm x 70.79mm	N 72.11mm x 67.11mm	O 67.85mm x 69.45mm	P 65.98mm x 70.02mm	Q 67.87mm x 75.45mm	R 66.54mm x 74.5mm
					
S 60.31mm x 69.55mm	T 76.3mm x 72.4mm	U 70.31mm x 70.55mm	V 83.01mm x 67.39mm	W 92.49mm x 71.46mm	
					
X 75.69mm x 68.14mm	Y 68.73mm x 88.33mm	Z 70.66mm x 69.41mm			

©Designs by Hope Yoder, Inc. Designs are for personal use only. All rights reserved. We offer an optional "Commercial License" option if you wish to use the designs on items you sell.

Visit [www.HopeYoder.com](http://www.HopeYoder.com) for more information.

Craft foam can be found at your local craft store and usually comes in three different thicknesses: 2mm, 3mm, and 6mm. Our embroidery collection is digitized specifically for use with craft foam. All designs only contain two embroidery color stops and are very simple to embroider.


When using craft foam, it is best to match the color foam with the color of thread you will be using for the satin stitch in color 2. On our sample we used white thread so white craft foam was the best color foam to use.



- **Color 1:** Fill background. Pick any color thread and embroider the background. *After color 1 is complete*, lay a piece of craft foam (2, 3, or 6mm) over the fill stitches. If desired secure the foam to the fabric using spray adhesive.
- **Color 2:** Craft foam satin stitches. After color 2 is complete, remove the fabric from the hoop and gently tear away the foam. If tiny portions of the foam are visible outside of the satin stitches use a blow dryer (on hot setting) to shrink the craft foam.

©Designs by Hope Yoder, Inc. Designs are for personal use only. All rights reserved. We offer an optional "Commercial License" option if you wish to use the designs on items you sell.

Visit [www.HopeYoder.com](http://www.HopeYoder.com) for more information.



### ***Copyright Notice:***

- **Embroidery Designs ~ Sharing is stealing.** The files you purchase on **HopeYoder.com** or from **Designs by Hope Yoder, Inc.** are **copyrighted and may NOT be shared or sold.** Designs are for **home use only** and may not be copied in any part. To do so violates Federal Copyright Laws. Designs by Hope Yoder, Inc. will not be held liable for any damage resulting from the use of these designs. If you wish to use our embroidery designs for items you sell, contact Designs By Hope Yoder, Inc. at 941-378-5019 to purchase an **Optional Commercial License Certificate.**
- **Sewing Patterns ~ Patterns are copyrighted and may not be shared or sold.** Patterns are for home use only and may not be copied in any part. To do so violates Federal Copyright Laws. If you wish to use our patterns for items you sell, contact Designs By Hope Yoder, Inc. at 941-378-5019 to purchase an **Optional Commercial License Certificate.**
- **Refund Policy:** Designs and patterns are not refundable or returnable after purchasing and will only be replaced with a new version of the same if the disk/pattern is defective. Patterns, notions, button machines, kits & fabric are not refundable.

[www.HopeYoder.com](http://www.HopeYoder.com)

---

Designs by Hope Yoder, Inc. © 2014  
[www.HopeYoder.com](http://www.HopeYoder.com)



©Designs by Hope Yoder, Inc. Designs are for personal use only. All rights reserved. We offer an optional "Commercial License" option if you wish to use the designs on items you sell.

Visit [www.HopeYoder.com](http://www.HopeYoder.com) for more information.