





















Purely Gates Embroidery Mylar Snowmen 2

Design: mcs01

Date: 9/23/2012

Color Analysis

1		Turquoise 138 Poly X-40 258.31 in	11		Baby Blue 6137 Poly X-40 23.15 in
2		Nutmeg 2 858 Poly X-40 124.58 in	12		Dark Lilac 383 Poly X-40 78.28 in
3		Petunia 305 Poly X-40 17.66 in	13		Turquoise 138 Poly X-40 15.96 in
4		Nutmeg 2 858 Poly X-40 107.79 in	14		Deep Purple 390 Poly X-40 29.70 in
5		Mahogany 891 Poly X-40 26.90 in	15		Baby Blue 6137 Poly X-40 110.96 in
6		Natural 15 Poly X-40 276.26 in	16		Dark Lilac 383 Poly X-40 59.51 in
7		White 10 Poly X-40 249.11 in	17		Turquoise 138 Poly X-40 198.76 in
8		Pink Gaize 304 Poly X-40 21.02 in	18		Windjammer 409 Poly X-40 263.11 in
9		Black 20 Poly X-40 11.58 in	19		Dark Lilac 383 Poly X-40 130.44 in
10		Pale Green 442 Poly X-40 47.40 in	20		Deep Purple 390 Poly X-40 14.15 in

Purely Gates Embroidery Mylar Snowmen 2

Design: mcs01

Date: 9/23/2012

Color Analysis

21



 Cilantro
988 Poly X-40
51.89 in


23



 Mandarin
520 Poly X-40
7.50 in

22



 Country Rose
266 Poly X-40
10.23 in



Place Mylar after this color change stitches.





















Remove excess Mylar after this color change stitches.

Purely Gates Embroidery Mylar Snowmen 2

Design: mos02

Date: 9/23/2012

Color Analysis


<p>1</p> 	<p>Turquoise 138 Poly X-40 225.01 in</p>	<p>11</p> 	<p>White 10 Poly X-40 52.27 in</p>
<p>2</p> 	<p>Natural 15 Poly X-40 335.64 in</p>	<p>12</p> 	<p>Tulip 2 388 Poly X-40 57.72 in</p>
<p>3</p> 	<p>White 10 Poly X-40 271.29 in</p>	<p>13</p> 	<p>Deep Purple 390 Poly X-40 12.00 in</p>
<p>4</p> 	<p>Nutmeg 2 858 Poly X-40 97.17 in</p>	<p>14</p> 	<p>Cilantro 988 Poly X-40 16.71 in</p>
<p>5</p> 	<p>Pale Green 442 Poly X-40 49.67 in</p>	<p>15</p> 	<p>Black 20 Poly X-40 5.50 in</p>
<p>6</p> 	<p>Natural 15 Poly X-40 89.48 in</p>	<p>16</p> 	<p>Baby Blue 6137 Poly X-40 71.39 in</p>
<p>7</p> 	<p>Cilantro 988 Poly X-40 56.93 in</p>	<p>17</p> 	<p>Tulip 2 388 Poly X-40 214.87 in</p>
<p>8</p> 	<p>Seedling 984 Poly X-40 8.68 in</p>	<p>18</p> 	<p>Deep Purple 390 Poly X-40 21.20 in</p>
<p>9</p> 	<p>Aqua 2 907 Poly X-40 196.46 in</p>	<p>19</p> 	<p>Baby Blue 6137 Poly X-40 27.97 in</p>
<p>10</p> 	<p>Pale Green 442 Poly X-40 21.41 in</p>	<p>20</p> 	<p>Aqua 2 907 Poly X-40 108.44 in</p>

Purely Gates Embroidery Mylar Snowmen 2

Design: mcs02

Date: 9/23/2012

Color Analysis

21  Bunny Brown
833 Poly X-40
419.43 in



22  Applice
621 Poly X-40
29.85 in




23  Twig
888 Poly X-40
59.49 in



24  Black
20 Poly X-40
1.52 in



25  Dark Lilac
383 Poly X-40
39.02 in




26  Crocus 2
609 Poly X-40
16.55 in



27  Deep Purple
390 Poly X-40
3.62 in



28  Mandarin
520 Poly X-40
11.39 in





29  White
10 Poly X-40
6.11 in



30  Shrimp
309 Poly X-40
14.79 in



 Place Mylar after this color change stitches.





















 Remove excess Mylar after this color change stitches.

Purely Gates Embroidery Mylar Snowmen 2

Design: mos03

Date: 9/23/2012

Color Analysis
















1		Turquoise 138 Poly X-40 151.80 in	11		Aqua 2 907 Poly X-40 179.61 in
2		Fawn 628 Poly X-40 66.84 in	12		Green Apple 2 1619 Poly X-40 44.35 in
3		Twig 2 1527 Poly X-40 11.04 in	13		Turquoise Green 3 688 Poly X-40 37.62 in
4		Wheat 2 612 Poly X-40 56.57 in	14		Pink Gaize 304 Poly X-40 20.71 in
5		Applice 621 Poly X-40 97.50 in	15		Windjammer 409 Poly X-40 272.95 in
6		Natural 15 Poly X-40 254.31 in	16		Chambray Blue 403 Poly X-40 15.75 in
7		White 10 Poly X-40 211.03 in	17		White 10 Poly X-40 79.99 in
8		Dark Lilac 383 Poly X-40 14.34 in	18		Baby Blue 6137 Poly X-40 30.16 in
9		Pale Green 442 Poly X-40 29.95 in	19		Mandarin 520 Poly X-40 10.08 in
10		Baby Blue 6137 Poly X-40 81.78 in	20		Green Apple 2 1619 Poly X-40 145.82 in


Purely Gates Embroidery Mylar Snowmen 2


Design: mcs03

Date: 9/23/2012

Color Analysis

<p>21  Cilantro 988 Poly X-40 20.06 in</p>	<p>29  Fawn 628 Poly X-40 254.69 in</p>
<p>22  Tulip 2 388 Poly X-40 128.83 in</p>	<p>30  Twig 2 1527 Poly X-40 30.79 in</p>
<p>23  White 10 Poly X-40 16.89 in</p>	<p>31  Petunia 305 Poly X-40 71.84 in</p>
<p>24  Deep Purple 390 Poly X-40 24.38 in</p>	<p>32  Black 20 Poly X-40 11.35 in</p>
<p>25  Fawn 628 Poly X-40 160.86 in</p>	<p>33  Natural 15 Poly X-40 322.75 in</p>
<p>26  Twig 2 1527 Poly X-40 29.82 in</p>	<p>34  Dark Lilac 383 Poly X-40 45.70 in</p>
<p>27  Fawn 628 Poly X-40 288.46 in</p>	<p>35  Deep Purple 390 Poly X-40 44.72 in</p>
<p>28  Twig 2 1527 Poly X-40 52.33 in</p>	

 **Place Mylar after this color change stitches.**

 **Remove excess Mylar after this color change stitches.**

Purely Gates Embroidery Mylar Snowmen 2

Design: mcs04

Date: 9/23/2012

Color Analysis

1		Turquoise 138 Poly X-40 205.62 in	11		Twig 888 Poly X-40 402.35 in
2		Pink Gaize 304 Poly X-40 35.92 in	12		Mahogany 2 892 Poly X-40 38.10 in
3		Fawn 628 Poly X-40 36.92 in	13		Petunia 305 Poly X-40 30.80 in
4		Twig 888 Poly X-40 105.12 in	14		Natural 15 Poly X-40 80.33 in
5		Mahogany 2 892 Poly X-40 25.22 in	15		Green Apple 2 1619 Poly X-40 72.49 in
6		Green Apple 2 1619 Poly X-40 226.16 in	16		Pacific Blue 445 Poly X-40 314.33 in
7		Cilantro 988 Poly X-40 23.27 in	17		Alpha Blue 697 Poly X-40 56.47 in
8		Natural 15 Poly X-40 48.74 in	18		White 10 Poly X-40 33.60 in
9		Cilantro 988 Poly X-40 7.79 in	19		Deep Purple 390 Poly X-40 18.11 in
10		Tulip 2 388 Poly X-40 6.19 in	20		Tulip 2 388 Poly X-40 94.08 in

Purely Gates Embroidery Mylar Snowmen 2

Design: mcs04

Date: 9/23/2012

Color Analysis

<div style="background-color: red; color: white; border-radius: 50%; width: 20px; height: 20px; display: flex; align-items: center; justify-content: center; margin: 0 auto;">21</div>		<p style="text-align: center;">Natural</p> <p>15 Poly X-40 152.40 in</p>	<div style="background-color: black; color: white; border-radius: 50%; width: 20px; height: 20px; display: flex; align-items: center; justify-content: center; margin: 0 auto;">27</div>		<p style="text-align: center;">Black</p> <p>20 Poly X-40 16.35 in</p>
<div style="background-color: red; color: white; border-radius: 50%; width: 20px; height: 20px; display: flex; align-items: center; justify-content: center; margin: 0 auto;">22</div>		<p style="text-align: center;">White</p> <p>10 Poly X-40 108.46 in</p>	<div style="background-color: orange; color: white; border-radius: 50%; width: 20px; height: 20px; display: flex; align-items: center; justify-content: center; margin: 0 auto;">28</div>		<p style="text-align: center;">Mandarin</p> <p>520 Poly X-40 14.85 in</p>
<div style="background-color: #c8e6c9; color: white; border-radius: 50%; width: 20px; height: 20px; display: flex; align-items: center; justify-content: center; margin: 0 auto;">23</div>		<p style="text-align: center;">Pale Green</p> <p>442 Poly X-40 23.59 in</p>	<div style="background-color: #ff9800; color: white; border-radius: 50%; width: 20px; height: 20px; display: flex; align-items: center; justify-content: center; margin: 0 auto;">29</div>		<p style="text-align: center;">Saffron 3</p> <p>651 Poly X-40 2.91 in</p>
<div style="background-color: #ffb74d; color: white; border-radius: 50%; width: 20px; height: 20px; display: flex; align-items: center; justify-content: center; margin: 0 auto;">24</div>		<p style="text-align: center;">Pink Gaize</p> <p>304 Poly X-40 35.00 in</p>	<div style="background-color: #795548; color: white; border-radius: 50%; width: 20px; height: 20px; display: flex; align-items: center; justify-content: center; margin: 0 auto;">30</div>		<p style="text-align: center;">Nutmeg 2</p> <p>858 Poly X-40 8.97 in</p>
<div style="background-color: #e91e63; color: white; border-radius: 50%; width: 20px; height: 20px; display: flex; align-items: center; justify-content: center; margin: 0 auto;">25</div>		<p style="text-align: center;">Dert Rose</p> <p>307 Poly X-40 6.59 in</p>	<div style="background-color: #d7ccc8; color: white; border-radius: 50%; width: 20px; height: 20px; display: flex; align-items: center; justify-content: center; margin: 0 auto;">31</div>		<p style="text-align: center;">Natural</p> <p>15 Poly X-40 336.67 in</p>
<div style="background-color: #42a5f5; color: white; border-radius: 50%; width: 20px; height: 20px; display: flex; align-items: center; justify-content: center; margin: 0 auto;">26</div>		<p style="text-align: center;">Baby Blue</p> <p>6137 Poly X-40 37.51 in</p>	<div style="background-color: #9c27b0; color: white; border-radius: 50%; width: 20px; height: 20px; display: flex; align-items: center; justify-content: center; margin: 0 auto;">32</div>		<p style="text-align: center;">Tulip 2</p> <p>388 Poly X-40 68.14 in</p>

● Place Mylar after this color change stitches.





















● Remove excess Mylar after this color change stitches.

Purely Gates Embroidery Mylar Snowmen 2

Design: mcs05

Date: 9/23/2012

Color Analysis






























1		Turquoise 138 Poly X-40 174.46 in	11		Pink Gaize 304 Poly X-40 17.50 in
2		Tulip 2 388 Poly X-40 225.64 in	12		Baby Blue 6137 Poly X-40 79.47 in
3		Deep Purple 390 Poly X-40 18.78 in	13		Mandarin 520 Poly X-40 5.25 in
4		White 10 Poly X-40 43.06 in	14		White 10 Poly X-40 43.50 in
5		Deep Purple 390 Poly X-40 14.48 in	15		Pacific Blue 445 Poly X-40 466.77 in
6		Green Apple 2 1619 Poly X-40 81.81 in	16		Alpha Blue 697 Poly X-40 42.06 in
7		Cilantro 988 Poly X-40 15.67 in	17		Tulip 2 388 Poly X-40 73.12 in
8		Natural 15 Poly X-40 210.63 in	18		Deep Purple 390 Poly X-40 12.42 in
9		White 10 Poly X-40 193.08 in	19		Green Apple 2 1619 Poly X-40 56.67 in
10		Pale Green 442 Poly X-40 28.21 in	20		Cilantro 988 Poly X-40 6.37 in


Purely Gates Embroidery Mylar Snowmen 2


Design: mos05

Date: 9/23/2012

Color Analysis

21		 Blue Suede 414 Poly X-40 17.88 in	29		 Zinc 1710 Poly X-40 239.93 in
22		 Cilantro 988 Poly X-40 52.71 in	30		 Black 20 Poly X-40 49.01 in
23		 Spruce 995 Poly X-40 26.85 in	31		 Gray Cat 118 Poly X-40 18.04 in
24		 Heart 135 Poly X-40 5.38 in	32		 Zinc 1710 Poly X-40 121.15 in
25		 Pink Gaize 304 Poly X-40 25.39 in	33		 Light Grey 2 8010 Poly X-40 15.70 in
26		 Zinc 1710 Poly X-40 105.10 in	34		 Gray Cat 118 Poly X-40 14.36 in
27		 Light Grey 2 8010 Poly X-40 14.29 in	35		 Pink Gaize 304 Poly X-40 39.52 in
28		 Gray Cat 118 Poly X-40 22.19 in			

 **Place Mylar after this color change stitches.**





















 **Remove excess Mylar after this color change stitches.**

Purely Gates Embroidery Mylar Snowmen 2

Design: mcs06

Date: 9/23/2012

Color Analysis

















1		Turquoise 138 Poly X-40 188.37 in	11		Deep Purple 390 Poly X-40 14.63 in
2		Twig 2 1527 Poly X-40 94.49 in	12		Pink Gaize 304 Poly X-40 26.05 in
3		Natural 15 Poly X-40 168.79 in	13		Baby Blue 6137 Poly X-40 29.56 in
4		White 10 Poly X-40 134.68 in	14		Black 20 Poly X-40 6.21 in
5		Pale Green 442 Poly X-40 19.05 in	15		Mandarin 520 Poly X-40 5.23 in
6		Baby Blue 6137 Poly X-40 25.00 in	16		Pacific Blue 445 Poly X-40 206.89 in
7		Pacific Blue 445 Poly X-40 148.07 in	17		Alpha Blue 697 Poly X-40 20.45 in
8		Alpha Blue 697 Poly X-40 20.15 in	18		Cilantro 988 Poly X-40 92.39 in
9		Natural 15 Poly X-40 141.74 in	19		Verde Bright Green 990 Poly X-40 9.63 in
10		Tulip 2 388 Poly X-40 22.24 in	20		Sapphire 385 Poly X-40 27.97 in

Purely Gates Embroidery Mylar Snowmen 2

Design: mcs06

Date: 9/23/2012

Color Analysis

21		<p>Natural 15 Poly X-40 251.49 in</p>	29		<p>Grey 2 115 Poly X-40 27.14 in</p>
22		<p>Tulip 2 388 Poly X-40 185.16 in</p>	30		<p>Silver 1707 Poly X-40 236.49 in</p>
23		<p>Deep Purple 390 Poly X-40 69.04 in</p>	31		<p>Light Grey 2 8010 Poly X-40 12.10 in</p>
24		<p>Illusion 504 Poly X-40 32.52 in</p>	32		<p>Grey 2 115 Poly X-40 28.95 in</p>
25		<p>Silver 1707 Poly X-40 111.55 in</p>	33		<p>White 10 Poly X-40 216.49 in</p>
26		<p>Light Grey 2 8010 Poly X-40 27.06 in</p>	34		<p>Grey 2 115 Poly X-40 5.37 in</p>
27		<p>Silver 1707 Poly X-40 239.40 in</p>	35		<p>Black 20 Poly X-40 6.06 in</p>
28		<p>Light Grey 2 8010 Poly X-40 19.54 in</p>	36		<p>Illusion 504 Poly X-40 36.65 in</p>

- **Place Mylar after this color change stitches.**
- **Remove excess Mylar after this color change stitches.**

Purely Gates Embroidery Mylar Snowmen 2

Design: mcs07

Date: 9/23/2012

Color Analysis

1		Turquoise 138 Poly X-40 182.81 in	11		Windjammer 409 Poly X-40 191.35 in
2		Natural 15 Poly X-40 199.97 in	12		Blue Suede 414 Poly X-40 18.26 in
3		White 10 Poly X-40 188.59 in	13		Cobalt Blue 415 Poly X-40 40.97 in
4		Pale Green 442 Poly X-40 32.20 in	14		Baby Blue 6137 Poly X-40 13.84 in
5		Pink Gaize 304 Poly X-40 12.74 in	15		Natural 15 Poly X-40 161.71 in
6		Baby Blue 6137 Poly X-40 38.82 in	16		Tulip 2 388 Poly X-40 34.12 in
7		Green Apple 2 1619 Poly X-40 295.97 in	17		Bunny Brown 833 Poly X-40 681.65 in
8		Cilantro 988 Poly X-40 50.95 in	18		Petunia 305 Poly X-40 10.60 in
9		Mandarin 520 Poly X-40 5.91 in	19		Maize 3 828 Poly X-40 51.19 in
10		Twig 2 1527 Poly X-40 15.04 in	20		Black 20 Poly X-40 14.58 in

Purely Gates Embroidery Mylar Snowmen 2

Design: mos07

Date: 9/23/2012


Color Analysis

21  Nutmeg 2
858 Poly X-40
99.51 in




22  Windjammer
409 Poly X-40
41.12 in



23  Blue Suede
414 Poly X-40
6.80 in



24  Petunia
305 Poly X-40
40.32 in




25  Natural
15 Poly X-40
65.42 in





26  Tulip 2
388 Poly X-40
140.38 in



27  Deep Purple
390 Poly X-40
28.16 in





-  Place Mylar after this color change stitches.
-  Remove excess Mylar after this color change stitches.

Purely Gates Embroidery Mylar Snowmen 2

Design: mcs08

Date: 9/23/2012

Color Analysis

1		Turquoise 138 Poly X-40 172.67 in	11		Natural 15 Poly X-40 181.55 in
2		Maize 3 828 Poly X-40 449.25 in	12		Tulip 2 388 Poly X-40 51.16 in
3		Custard 601 Poly X-40 34.63 in	13		Windjammer 409 Poly X-40 69.74 in
4		Tan 3 1148 Poly X-40 62.38 in	14		Blue Suede 414 Poly X-40 9.82 in
5		Natural 15 Poly X-40 178.86 in	15		Natural 15 Poly X-40 110.95 in
6		White 10 Poly X-40 147.96 in	16		Tulip 2 388 Poly X-40 18.10 in
7		Pale Green 442 Poly X-40 8.21 in	17		Green Apple 2 1619 Poly X-40 352.98 in
8		Baby Blue 6137 Poly X-40 48.64 in	18		Cilantro 988 Poly X-40 26.01 in
9		Pacific Blue 445 Poly X-40 164.57 in	19		Tulip 2 388 Poly X-40 142.66 in
10		Alpha Blue 697 Poly X-40 26.92 in	20		Baby Blue 6137 Poly X-40 26.19 in

Purely Gates Embroidery Mylar Snowmen 2

Design: mcs08

Date: 9/23/2012

Color Analysis

21  Deep Purple
390 Poly X-40
133.08 in



22  Pacific Blue
445 Poly X-40
50.23 in




23  Natural
15 Poly X-40
236.64 in



24  Alpha Blue
697 Poly X-40
48.13 in




25  Tulip 2
388 Poly X-40
42.51 in



26  Cilantro
988 Poly X-40
69.04 in



27  Verde Bright Green
990 Poly X-40
21.79 in



28  Cranberry
530 Poly X-40
19.74 in





29  Mandarin
520 Poly X-40
9.19 in



30  Black
20 Poly X-40
13.02 in



 Place Mylar after this color change stitches.





















 Remove excess Mylar after this color change stitches.

Purely Gates Embroidery Mylar Snowmen 2

Design: mcs09

Date: 9/23/2012

Color Analysis

1		Turquoise 138 Poly X-40 174.01 in	11		Periwinkle 446 Poly X-40 247.78 in
2		Wheat 2 612 Poly X-40 422.28 in	12		Natural 15 Poly X-40 85.08 in
3		Crocus 2 609 Poly X-40 95.42 in	13		Turquoise Green 2 447 Poly X-40 26.65 in
4		Natural 15 Poly X-40 230.21 in	14		Windjammer 409 Poly X-40 292.24 in
5		White 10 Poly X-40 145.61 in	15		White 10 Poly X-40 25.96 in
6		Pale Green 442 Poly X-40 36.74 in	16		Baby Blue 6137 Poly X-40 24.72 in
7		Pink Gaize 304 Poly X-40 25.22 in	17		Blue Suede 414 Poly X-40 13.80 in
8		Baby Blue 6137 Poly X-40 26.81 in	18		Cobalt Blue 415 Poly X-40 35.53 in
9		Black 20 Poly X-40 17.84 in	19		Green Apple 2 1619 Poly X-40 611.27 in
10		Mandarin 520 Poly X-40 34.32 in	20		Tulip 2 388 Poly X-40 96.49 in

Purely Gates Embroidery Mylar Snowmen 2

Design: mcs09

Date: 9/23/2012

Color Analysis


21



 Cilantro
988 Poly X-40
81.42 in


23





 Tulip 2
388 Poly X-40
56.70 in

22



 Natural
15 Poly X-40
230.65 in





















-  **Place Mylar after this color change stitches.**
-  **Remove excess Mylar after this color change stitches.**

Purely Gates Embroidery Mylar Snowmen 2

Design: mcs10

Date: 9/23/2012

Color Analysis


<p>1  Turquoise 138 Poly X-40 173.44 in</p>	<p>11  Mahogany 2 892 Poly X-40 32.70 in</p>
<p>2  Windjammer 409 Poly X-40 153.86 in</p>	<p>12  Natural 15 Poly X-40 33.10 in</p>
<p>3  Blue Suede 414 Poly X-40 36.83 in</p>	<p>13  Maize 165 Poly X-40 39.37 in</p>
<p>4  White 10 Poly X-40 162.85 in</p>	<p>14  Silver 1707 Poly X-40 29.23 in</p>
<p>5  Natural 15 Poly X-40 76.80 in</p>	<p>15  Natural 15 Poly X-40 180.01 in</p>
<p>6  Blue Suede 414 Poly X-40 18.18 in</p>	<p>16  White 10 Poly X-40 169.79 in</p>
<p>7  Green Apple 2 1619 Poly X-40 188.03 in</p>	<p>17  Pale Green 442 Poly X-40 25.60 in</p>
<p>8  Verde Bright Green 990 Poly X-40 3.92 in</p>	<p>18  Pink Gaize 304 Poly X-40 19.18 in</p>
<p>9  Tulip 2 388 Poly X-40 28.40 in</p>	<p>19  Baby Blue 6137 Poly X-40 68.18 in</p>
<p>10  Bunny Brown 833 Poly X-40 201.58 in</p>	<p>20  Mandarin 520 Poly X-40 8.06 in</p>

Purely Gates Embroidery Mylar Snowmen 2


Design: mcs10

Date: 9/23/2012


Color Analysis

21  Natural
15 Poly X-40
175.16 in




22  Tulip 2
388 Poly X-40
13.06 in




23  Blue Suede
414 Poly X-40
54.86 in




24  Tulip 2
388 Poly X-40
66.70 in




25  Deep Purple
390 Poly X-40
66.16 in




26  Tulip 2
388 Poly X-40
156.09 in



27  Deep Purple
390 Poly X-40
43.15 in




28  Windjammer
409 Poly X-40
207.37 in




29  Blue Suede
414 Poly X-40
39.86 in



30  Bunny Brown
833 Poly X-40
252.11 in




31  Twig 2
1527 Poly X-40
14.74 in





32  Mahogany 2
892 Poly X-40
57.08 in



33  Dert Rose
307 Poly X-40
3.83 in



 Place Mylar after this color change stitches.

 Remove excess Mylar after this color change stitches.

Purely Gates Embroidery Mylar Snowmen 2

Design: mos11

Date: 9/23/2012

Color Analysis

<p>1 Turquoise 138 Poly X-40 189.38 in</p> <p>2 Twig 2 1527 Poly X-40 96.19 in</p> <p>3 Periwinkle 446 Poly X-40 52.44 in</p> <p>4 Tulip 2 388 Poly X-40 30.15 in</p> <p>5 Green Apple 985 Poly X-40 28.80 in</p> <p>6 Natural 15 Poly X-40 368.29 in</p> <p>7 White 10 Poly X-40 351.64 in</p> <p>8 Pale Green 442 Poly X-40 56.84 in</p> <p>9 Baby Blue 6137 Poly X-40 53.87 in</p> <p>10 Pink Gaize 304 Poly X-40 24.67 in</p>	<p>11 Periwinkle 446 Poly X-40 425.50 in</p> <p>12 Tulip 2 388 Poly X-40 183.20 in</p> <p>13 Turquoise Green 2 447 Poly X-40 39.51 in</p> <p>14 Baby Blue 6137 Poly X-40 27.39 in</p> <p>15 Turquoise Green 2 447 Poly X-40 77.97 in</p> <p>16 Black 20 Poly X-40 7.21 in</p> <p>17 Mandarin 520 Poly X-40 17.11 in</p> <p>18 Windjammer 409 Poly X-40 149.48 in</p> <p>19 Blue Suede 414 Poly X-40 6.51 in</p> <p>20 White 10 Poly X-40 39.71 in</p>
---	---

Purely Gates Embroidery Mylar Snowmen 2

Design: mos11

Date: 9/23/2012

Color Analysis

21  Periwinkle
446 Poly X-40
63.68 in



22  Green Apple 2
1619 Poly X-40
170.29 in



23  Cilantro
988 Poly X-40
38.10 in



24  White
10 Poly X-40
271.00 in



25  Silver
1707 Poly X-40
13.36 in




26  Fawn
628 Poly X-40
94.49 in



27  Bunny Brown
833 Poly X-40
55.08 in





28  Pink Gaize
304 Poly X-40
1.81 in



29  Black
20 Poly X-40
1.22 in





-  Place Mylar after this color change stitches.
-  Remove excess Mylar after this color change stitches.

Purely Gates Embroidery Mylar Snowmen 2

Design: mcs12

Date: 9/23/2012

Color Analysis


1	 Turquoise 138 Poly X-40 183.30 in	11	 Baby Blue 6137 Poly X-40 66.62 in
2	 Natural 15 Poly X-40 274.76 in	12	 Natural 15 Poly X-40 166.57 in
3	 Windjammer 409 Poly X-40 114.16 in	13	 Tulip 2 388 Poly X-40 10.76 in
4	 White 10 Poly X-40 208.56 in	14	 Pink Gaize 304 Poly X-40 19.60 in
5	 Windjammer 409 Poly X-40 97.88 in	15	 White 10 Poly X-40 70.97 in
6	 Green Apple 2 1619 Poly X-40 89.64 in	16	 Black 20 Poly X-40 3.95 in
7	 Verde Bright Green 990 Poly X-40 23.70 in	17	 Mandarin 520 Poly X-40 91.43 in
8	 Tulip 2 388 Poly X-40 12.22 in	18	 Saffron 3 651 Poly X-40 12.17 in
9	 Pale Green 442 Poly X-40 31.35 in	19	 Burnt Sienna 905 Poly X-40 14.99 in
10	 Blue Suede 414 Poly X-40 34.89 in	20	 Pacific Blue 445 Poly X-40 211.91 in

Purely Gates Embroidery Mylar Snowmen 2

Design: mcs12

Date: 9/23/2012

Color Analysis

21  Alpha Blue
697 Poly X-40
45.81 in




22  Mandarin
520 Poly X-40
9.02 in



23  Black
20 Poly X-40
5.46 in



24  Twig 2
1527 Poly X-40
23.35 in



25  Natural
15 Poly X-40
338.28 in



26  Blue Suede
414 Poly X-40
71.79 in



27  Tulip 2
388 Poly X-40
469.43 in



28  Baby Blue
6137 Poly X-40
25.00 in



29  White
10 Poly X-40
26.07 in





30  Violet Blue
381 Poly X-40
8.74 in



31  Deep Purple
390 Poly X-40
120.09 in



 Place Mylar after this color change stitches.

 Remove excess Mylar after this color change stitches.

The following color charts are for
designs mcs13 through mcs24 in
both sizes:
5x7 Hoop & 4x4 Hoop

Purely Gates Embroidery Mylar Snowmen 2


Design: mcs13

Date: 9/23/2012

Color Analysis

1	 Natural 15 Poly X-40 298.74 in	9	 Deep Purple 390 Poly X-40 31.14 in
2	 White 10 Poly X-40 271.55 in	10	 Baby Blue 6137 Poly X-40 114.91 in
3	 Pink Gaize 304 Poly X-40 17.90 in	11	 Dark Lilac 383 Poly X-40 64.11 in
4	 Black 20 Poly X-40 6.73 in	12	 Turquoise 138 Poly X-40 212.15 in
5	 Pale Green 442 Poly X-40 51.23 in	13	 Windjammer 409 Poly X-40 286.48 in
6	 Baby Blue 6137 Poly X-40 24.00 in	14	 Dark Lilac 383 Poly X-40 143.22 in
7	 Dark Lilac 383 Poly X-40 84.34 in	15	 Deep Purple 390 Poly X-40 29.19 in
8	 Turquoise 138 Poly X-40 17.22 in	16	 Mandarin 520 Poly X-40 8.22 in

 Place Mylar after this color change stitches.

 Remove excess Mylar after this color change stitches.

Purely Gates Embroidery Mylar Snowmen 2

Design: mcs14

Date: 9/23/2012

Color Analysis

1	 Natural 15 Poly X-40 304.49 in	11	 Tulip 2 388 Poly X-40 54.93 in
2	 White 10 Poly X-40 275.48 in	12	 Deep Purple 390 Poly X-40 11.67 in
3	 Nutmeg 2 858 Poly X-40 95.43 in	13	 Cilantro 988 Poly X-40 16.14 in
4	 Pale Green 442 Poly X-40 47.44 in	14	 Black 20 Poly X-40 5.28 in
5	 Natural 15 Poly X-40 85.17 in	15	 Baby Blue 6137 Poly X-40 76.76 in
6	 Cilantro 988 Poly X-40 53.57 in	16	 Tulip 2 388 Poly X-40 203.93 in
7	 Seedling 984 Poly X-40 8.35 in	17	 Deep Purple 390 Poly X-40 20.31 in
8	 Aqua 2 907 Poly X-40 186.33 in	18	 Baby Blue 6137 Poly X-40 27.27 in
9	 Pale Green 442 Poly X-40 20.23 in	19	 Aqua 2 907 Poly X-40 105.73 in
10	 White 10 Poly X-40 49.86 in	20	 Mandarin 520 Poly X-40 60 in



Place Mylar after this color change stitches.



Remove excess Mylar after this color change stitches.

Purely Gates Embroidery Mylar Snowmen 2

Design: mcs15

Date: 9/23/2012

Color Analysis

1		Wheat 2 612 Poly X-40 60.11 in	11		Alpha Blue 697 Poly X-40 19.35 in
2		Aprplpice 621 Poly X-40 106.05 in	12		Pink Gaize 304 Poly X-40 22.72 in
3		Natural 15 Poly X-40 260.04 in	13		Windjammer 409 Poly X-40 297.76 in
4		White 10 Poly X-40 235.30 in	14		Chambray Blue 403 Poly X-40 17.22 in
5		Dark Lilac 383 Poly X-40 6.16 in	15		White 10 Poly X-40 84.89 in
6		Pale Green 442 Poly X-40 33.87 in	16		Baby Blue 6137 Poly X-40 42.34 in
7		Baby Blue 6137 Poly X-40 97.47 in	17		Mandarin 520 Poly X-40 10.72 in
8		Aqua 2 907 Poly X-40 211.25 in	18		Green Apple 2 1619 Poly X-40 158.91 in
9		Green Apple 2 1619 Poly X-40 55.15 in	19		Cilantro 988 Poly X-40 21.81 in
10		Turquoise Green 3 688 Poly X-40 17.80 in	20		Tulip 2 388 Poly X-40 67.79 in

Purely Gates Embroidery Mylar Snowmen 2

Design: mcs15


Date: 9/23/2012



Color Analysis

21  **Deep Purple**
390 Poly X-40
12.72 in

23  **Natural**
15 Poly X-40
224.43 in

22  **Black**
20 Poly X-40
5.79 in

24  **Dark Lilac**
383 Poly X-40
37.38 in

-  **Place Mylar after this color change stitches.**
-  **Remove excess Mylar after this color change stitches.**

Purely Gates Embroidery Mylar Snowmen 2

Design: mcs16

Date: 9/23/2012

Color Analysis

1		Green Apple 2 1619 Poly X-40 364.90 in	11		Deep Purple 390 Poly X-40 28.05 in
2		Cilantro 988 Poly X-40 35.17 in	12		Tulip 2 388 Poly X-40 139.90 in
3		Natural 15 Poly X-40 73.20 in	13		Natural 15 Poly X-40 232.35 in
4		Cilantro 988 Poly X-40 13.65 in	14		White 10 Poly X-40 164.36 in
5		Tulip 2 388 Poly X-40 9.29 in	15		Pale Green 442 Poly X-40 34.29 in
6		Natural 15 Poly X-40 121.40 in	16		Pink Gaize 304 Poly X-40 52.71 in
7		Green Apple 2 1619 Poly X-40 104.22 in	17		Dert Rose 307 Poly X-40 9.87 in
8		Pacific Blue 445 Poly X-40 473.59 in	18		Baby Blue 6137 Poly X-40 46.45 in
9		Alpha Blue 697 Poly X-40 78.74 in	19		Black 20 Poly X-40 13.45 in
10		White 10 Poly X-40 48.50 in	20		Mandarin 520 Poly X-40 22.69 in

Purely Gates Embroidery Mylar Snowmen 2

Design: mos16

Date: 9/23/2012

Color Analysis


21



 Saffron 3
651 Poly X-40
4.42 in


23



 Natural
15 Poly X-40
515.77 in


22





 Nutmeg 2
858 Poly X-40
11.74 in





















24



 Tulip 2
388 Poly X-40
94.74 in

-  Place Mylar after this color change stitches.
-  Remove excess Mylar after this color change stitches.

Color Analysis


1	 Tulip 2 388 Poly X-40 250.24 in	11	 Baby Blue 6137 Poly X-40 31.21 in
2	 Deep Purple 390 Poly X-40 20.85 in	12	 Baby Blue 6137 Poly X-40 68.51 in
3	 White 10 Poly X-40 47.85 in	13	 Mandarin 520 Poly X-40 5.86 in
4	 Deep Purple 390 Poly X-40 15.35 in	14	 White 10 Poly X-40 48.54 in
5	 Green Apple 2 1619 Poly X-40 92.48 in	15	 Pacific Blue 445 Poly X-40 522.51 in
6	 Cilantro 988 Poly X-40 17.24 in	16	 Alpha Blue 697 Poly X-40 45.56 in
7	 Natural 15 Poly X-40 241.12 in	17	 Tulip 2 388 Poly X-40 81.00 in
8	 White 10 Poly X-40 218.75 in	18	 Deep Purple 390 Poly X-40 13.87 in
9	 Pale Green 442 Poly X-40 31.52 in	19	 Green Apple 2 1619 Poly X-40 63.27 in
10	 Pink Gaize 304 Poly X-40 19.49 in	20	 Cilantro 988 Poly X-40 7.05 in

Purely Gates Embroidery Mylar Snowmen 2


Design: mos17

Date: 9/23/2012


Color Analysis

21  Blue Suede
414 Poly X-40
18.88 in



22  Cilantro
988 Poly X-40
55.35 in



23  Spruce
995 Poly X-40
28.52 in





24  Heart
135 Poly X-40
5.93 in



25  Black
20 Poly X-40
9.45 in



 **Place Mylar after this color change stitches.**




















 **Remove excess Mylar after this color change stitches.**

Purely Gates Embroidery Mylar Snowmen 2

Design: mcs18

Date: 9/23/2012

Color Analysis

1		Twig 2 1527 Poly X-40 83.62 in	11		Natural 15 Poly X-40 124.62 in
2		Natural 15 Poly X-40 278.99 in	12		Tulip 2 388 Poly X-40 19.35 in
3		White 10 Poly X-40 230.24 in	13		Deep Purple 390 Poly X-40 13.68 in
4		Pale Green 442 Poly X-40 36.94 in	14		Baby Blue 6137 Poly X-40 27.67 in
5		Baby Blue 6137 Poly X-40 44.90 in	15		Green Apple 2 1619 Poly X-40 103.68 in
6		Black 20 Poly X-40 5.59 in	16		Verde Bright Green 990 Poly X-40 8.58 in
7		Mandarin 520 Poly X-40 4.64 in	17		Sapphire 385 Poly X-40 24.92 in
8		Pink Gaize 304 Poly X-40 23.16 in	18		Natural 15 Poly X-40 221.84 in
9		Pacific Blue 445 Poly X-40 533.00 in	19		Tulip 2 388 Poly X-40 162.91 in
10		Alpha Blue 697 Poly X-40 68.31 in	20		Deep Purple 390 Poly X-40 65 in



Place Mylar after this color change stitches.



Remove excess Mylar after this color change stitches.


Purely Gates Embroidery Mylar Snowmen 2


Design: mos19

Date: 9/23/2012

Color Analysis

1	 Natural 15 Poly X-40 223.18 in	10	 Mandarin 520 Poly X-40 5.91 in
2	 White 10 Poly X-40 188.59 in	11	 Twig 2 1527 Poly X-40 15.04 in
3	 Pale Green 442 Poly X-40 32.20 in	12	 Windjammer 409 Poly X-40 177.79 in
4	 Pink Gaize 304 Poly X-40 15.48 in	13	 Blue Suede 414 Poly X-40 19.01 in
5	 Baby Blue 6137 Poly X-40 38.82 in	14	 Cobalt Blue 415 Poly X-40 39.58 in
6	 Windjammer 409 Poly X-40 11.29 in	15	 Baby Blue 6137 Poly X-40 24.77 in
7	 Green Apple 2 1619 Poly X-40 345.56 in	16	 Natural 15 Poly X-40 152.77 in
8	 Cilantro 988 Poly X-40 56.96 in	17	 Tulip 2 388 Poly X-40 173.71 in
9	 Black 20 Poly X-40 7.07 in	18	 Deep Purple 390 Poly X-40 24.54 in

 Place Mylar after this color change stitches.

 Remove excess Mylar after this color change stitches.

Purely Gates Embroidery Mylar Snowmen 2

Design: mos20

Date: 9/23/2012

Color Analysis

1		Natural 15 Poly X-40 215.86 in	11		Natural 15 Poly X-40 135.42 in
2		White 10 Poly X-40 177.79 in	12		Tulip 2 388 Poly X-40 20.79 in
3		Pale Green 442 Poly X-40 9.77 in	13		Green Apple 2 1619 Poly X-40 423.02 in
4		Baby Blue 6137 Poly X-40 53.32 in	14		Cilantro 988 Poly X-40 31.45 in
5		Pacific Blue 445 Poly X-40 198.32 in	15		Tulip 2 388 Poly X-40 172.80 in
6		Alpha Blue 697 Poly X-40 31.99 in	16		Baby Blue 6137 Poly X-40 28.79 in
7		Natural 15 Poly X-40 220.18 in	17		Deep Purple 390 Poly X-40 156.54 in
8		Tulip 2 388 Poly X-40 60.35 in	18		Pacific Blue 445 Poly X-40 94.91 in
9		Windjammer 409 Poly X-40 83.45 in	19		Natural 15 Poly X-40 287.17 in
10		Blue Suede 414 Poly X-40 11.18 in	20		Alpha Blue 697 Poly X-40 56.46 in

Purely Gates Embroidery Mylar Snowmen 2


Design: mcs20

Date: 9/23/2012

Color Analysis


21



 Tulip 2
388 Poly X-40
48.84 in

23





 Black
20 Poly X-40
9.51 in

22



 Mandarin
520 Poly X-40
10.85 in

-  **Place Mylar after this color change stitches.**
-  **Remove excess Mylar after this color change stitches.**

Color Analysis

1	 Natural 15 Poly X-40 230.21 in	11	 Windjammer 409 Poly X-40 292.24 in
2	 White 10 Poly X-40 145.61 in	12	 White 10 Poly X-40 25.96 in
3	 Pale Green 442 Poly X-40 36.74 in	13	 Baby Blue 6137 Poly X-40 24.72 in
4	 Pink Gaize 304 Poly X-40 25.22 in	14	 Blue Suede 414 Poly X-40 13.80 in
5	 Baby Blue 6137 Poly X-40 26.81 in	15	 Cobalt Blue 415 Poly X-40 35.53 in
6	 Black 20 Poly X-40 7.08 in	16	 Green Apple 2 1619 Poly X-40 611.27 in
7	 Mandarin 520 Poly X-40 21.32 in	17	 Tulip 2 388 Poly X-40 96.49 in
8	 Periwinkle 446 Poly X-40 247.78 in	18	 Cilantro 988 Poly X-40 81.42 in
9	 Natural 15 Poly X-40 85.08 in	19	 Natural 15 Poly X-40 230.65 in
10	 Turquoise Green 2 447 Poly X-40 26.65 in	20	 Tulip 2 388 Poly X-40 96.49 in



Place Mylar after this color change
stitches.




Remove excess Mylar after this
color change stitches.

Purely Gates Embroidery Mylar Snowmen 2

Design: mcs22

Date: 9/23/2012

Color Analysis

1		Windjammer 409 Poly X-40 208.52 in	11		Silver 1707 Poly X-40 32.88 in
2		Blue Suede 414 Poly X-40 40.07 in	12		Natural 15 Poly X-40 215.14 in
3		White 10 Poly X-40 191.55 in	13		White 10 Poly X-40 201.34 in
4		Natural 15 Poly X-40 99.90 in	14		Pale Green 442 Poly X-40 30.52 in
5		Blue Suede 414 Poly X-40 31.96 in	15		Pink Gaize 304 Poly X-40 22.81 in
6		Green Apple 2 1619 Poly X-40 222.26 in	16		Baby Blue 6137 Poly X-40 74.45 in
7		Verde Bright Green 990 Poly X-40 14.07 in	17		Mandarin 520 Poly X-40 9.33 in
8		Tulip 2 388 Poly X-40 32.79 in	18		Natural 15 Poly X-40 228.56 in
9		Natural 15 Poly X-40 39.20 in	19		Tulip 2 388 Poly X-40 15.58 in
10		Maize 165 Poly X-40 43.43 in	20		Blue Suede 414 Poly X-40 67.70 in

Purely Gates Embroidery Mylar Snowmen 2

Design: mcs22

Date: 9/23/2012

Color Analysis

21



Tulip 2
388 Poly X-40
78.34 in

22



Deep Purple
390 Poly X-40
78.11 in

23



Tulip 2
388 Poly X-40
185.88 in

24



Deep Purple
390 Poly X-40
47.29 in

25



Windjammer
409 Poly X-40
247.25 in

26



Blue Suede
414 Poly X-40
59.92 in

27



Mahogany 2
892 Poly X-40
8.41 in



Place Mylar after this color change stitches.




Remove excess Mylar after this color change stitches.

Purely Gates Embroidery Mylar Snowmen 2

Design: mcs23

Date: 9/23/2012

Color Analysis

1		Twig 2 1527 Poly X-40 96.19 in	11		Tulip 2 388 Poly X-40 183.20 in
2		Periwinkle 446 Poly X-40 52.44 in	12		Turquoise Green 443 Poly X-40 39.51 in
3		Tulip 2 388 Poly X-40 30.15 in	13		Baby Blue 6137 Poly X-40 27.39 in
4		Green Apple 985 Poly X-40 28.80 in	14		Turquoise Green 2 447 Poly X-40 78.56 in
5		Natural 15 Poly X-40 368.29 in	15		Black 20 Poly X-40 7.21 in
6		White 10 Poly X-40 351.64 in	16		Mandarin 520 Poly X-40 17.11 in
7		Pale Green 442 Poly X-40 56.84 in	17		Windjammer 409 Poly X-40 149.48 in
8		Baby Blue 6137 Poly X-40 59.36 in	18		Blue Suede 414 Poly X-40 6.51 in
9		Pink Gaize 304 Poly X-40 24.67 in	19		White 10 Poly X-40 39.71 in
10		Periwinkle 446 Poly X-40 425.50 in	20		Periwinkle 446 Poly X-40 63.68 in

Purely Gates Embroidery Mylar Snowmen 2

Design: mos23

Date: 9/23/2012

Color Analysis

21





Green Apple 2
1619 Poly X-40
170.29 in

22



Cilantro
988 Poly X-40
38.10 in

-  **Place Mylar after this color change stitches.**
-  **Remove excess Mylar after this color change stitches.**



Purely Gates Embroidery Mylar Snowmen 2

Design: mcs24

Date: 9/23/2012

Color Analysis

1	 Natural 15 Poly X-40 274.76 in	11	 Pacific Blue 445 Poly X-40 191.26 in
2	 White 10 Poly X-40 194.76 in	12	 Alpha Blue 697 Poly X-40 38.89 in
3	 Green Apple 2 1619 Poly X-40 66.45 in	13	 Mandarin 520 Poly X-40 9.02 in
4	 Verde Bright Green 990 Poly X-40 17.63 in	14	 Black 20 Poly X-40 5.46 in
5	 Tulip 2 388 Poly X-40 12.22 in	15	 Twig 2 1527 Poly X-40 23.35 in
6	 Pale Green 442 Poly X-40 31.35 in	16	 Natural 15 Poly X-40 338.28 in
7	 Baby Blue 6137 Poly X-40 66.62 in	17	 Blue Suede 414 Poly X-40 71.79 in
8	 Natural 15 Poly X-40 135.64 in	18	 Tulip 2 388 Poly X-40 374.08 in
9	 Tulip 2 388 Poly X-40 6.42 in	19	 Baby Blue 6137 Poly X-40 25.00 in
10	 Pink Gaize 304 Poly X-40 19.60 in	20	 Deep Purple 390 Poly X-40 104.92 in

 Remove excess Mylar after this color change stitches.
 Place Mylar after this color change stitches.




The following Designs fit the 4x4 Hoop

Purely Gates Embroidery Mylar Snowmen 2

Design: Bear

Date: 9/23/2012

Color Analysis

1		Natural 15 Poly X-40 17.72 in	9		Twig 2 1527 Poly X-40 50.04 in
2		Dark Lilac 383 Poly X-40 4.73 in	10		Fawn 628 Poly X-40 287.01 in
3		Tulip 2 388 Poly X-40 62.94 in	11		Twig 2 1527 Poly X-40 37.28 in
4		White 10 Poly X-40 16.30 in	12		Petunia 305 Poly X-40 66.95 in
5		Deep Purple 390 Poly X-40 9.94 in	13		Black 20 Poly X-40 4.17 in
6		Fawn 628 Poly X-40 186.98 in	14		Natural 15 Poly X-40 110.38 in
7		Twig 2 1527 Poly X-40 32.94 in	15		Dark Lilac 383 Poly X-40 9.25 in
8		Fawn 628 Poly X-40 270.09 in	16		Deep Purple 390 Poly X-40 42.17 in

Purely Gates Embroidery Mylar Snowmen 2

Design: Birds

Date: 9/23/2012

Color Analysis

1



Wheat 2
612 Poly X-40
619.79 in

2



Crocus 2
609 Poly X-40
81.98 in

3



Black
20 Poly X-40
8.65 in

4






Mandarin
520 Poly X-40
11.11 in



Purely Gates Embroidery Mylar Snowmen 2

Design: Bunny

Date: 9/23/2012

Color Analysis

- 1  **Maize 3**
828 Poly X-40
574.62 in
- 2  **Custard**
601 Poly X-40
43.81 in
- 3  **Tan 3**
1148 Poly X-40
70.98 in


- 4  **Cherry 2**
3015 Poly X-40
2.13 in
- 5  **Black**
20 Poly X-40
2.65 in

Purely Gates Embroidery Mylar Snowmen 2

Design: Cat

Date: 9/23/2012

Color Analysis

1  Pink Gaize
304 Poly X-40
48.91 in



2  Zinc
1710 Poly X-40
207.04 in



3  Light Grey 2
8010 Poly X-40
27.75 in



4  Gray Cat
118 Poly X-40
31.87 in



5  Zinc
1710 Poly X-40
485.31 in




6  Black
20 Poly X-40
66.10 in




7  Gray Cat
118 Poly X-40
25.78 in




8  Zinc
1710 Poly X-40
239.92 in




9  Light Grey 2
8010 Poly X-40
30.69 in



10  Gray Cat
118 Poly X-40
20.66 in



11  Pink Gaize
304 Poly X-40
76.77 in




Purely Gates Embroidery Mylar Snowmen 2


Design: Deer


Date: 9/23/2012


Color Analysis

1  **Bunny Brown**
833 Poly X-40
419.43 in

2  **Applpice**
621 Poly X-40
29.85 in

3  **Twig**
888 Poly X-40
59.49 in

4  **Black**
20 Poly X-40
1.52 in

5  **Shrimp**
309 Poly X-40
4.18 in

Purely Gates Embroidery Mylar Snowmen 2

Design: Dog

Date: 9/23/2012

Color Analysis


- | | | | |
|---|--|----|--|
| 1 |  Illusion
504 Poly X-40
42.20 in | 8 |  Light Grey 2
8010 Poly X-40
16.18 in |
| 2 |  Silver
1707 Poly X-40
147.22 in | 9 |  Grey 2
115 Poly X-40
33.79 in |
| 3 |  Light Grey 2
8010 Poly X-40
32.95 in | 10 | White
10 Poly X-40
282.33 in |
| 4 |  Silver
1707 Poly X-40
321.88 in | 11 |  Grey 2
115 Poly X-40
6.73 in |
| 5 |  Light Grey 2
8010 Poly X-40
26.48 in | 12 |  Black
20 Poly X-40
7.61 in |
| 6 |  Grey 2
115 Poly X-40
31.69 in | 13 |  Illusion
504 Poly X-40
47.24 in |
| 7 |  Silver
1707 Poly X-40
317.85 in | | |

Purely Gates Embroidery Mylar Snowmen 2


Design: Mouse

Date: 9/23/2012


Color Analysis

1  Bunny Brown
833 Poly X-40
296.52 in




2  Twig 2
1527 Poly X-40
24.10 in




3  Petunia
305 Poly X-40
33.74 in




4  Bunny Brown
833 Poly X-40
168.81 in



5  Twig 2
1527 Poly X-40
37.76 in



6  Pink Gaize
304 Poly X-40
4.00 in



7  Black
20 Poly X-40
4.06 in













Purely Gates Embroidery Mylar Snowmen 2


Design: Penguin

Date: 9/23/2012

Color Analysis

1		<div style="display: flex; align-items: center;"> <div style="width: 15px; height: 15px; background-color: #0056b3; margin-right: 5px;"></div> <div> <p>Sapphire</p> <p>385 Poly X-40</p> <p>230.05 in</p> </div> </div>	10		<div style="display: flex; align-items: center;"> <div style="width: 15px; height: 15px; background-color: #ff8c00; margin-right: 5px;"></div> <div> <p>Mandarin</p> <p>520 Poly X-40</p> <p>182.41 in</p> </div> </div>
2		<div style="display: flex; align-items: center;"> <div style="width: 15px; height: 15px; background-color: #0056b3; margin-right: 5px;"></div> <div> <p>Sapphire</p> <p>385 Poly X-40</p> <p>205.51 in</p> </div> </div>	11		<div style="display: flex; align-items: center;"> <div style="width: 15px; height: 15px; background-color: #ff4500; margin-right: 5px;"></div> <div> <p>Saffron 3</p> <p>651 Poly X-40</p> <p>23.17 in</p> </div> </div>
3		<div style="display: flex; align-items: center;"> <div style="width: 15px; height: 15px; background-color: #90ee90; margin-right: 5px;"></div> <div> <p>Green Apple</p> <p>985 Poly X-40</p> <p>43.90 in</p> </div> </div>	12		<div style="display: flex; align-items: center;"> <div style="width: 15px; height: 15px; background-color: #8b4513; margin-right: 5px;"></div> <div> <p>Burnt Sienna</p> <p>905 Poly X-40</p> <p>21.56 in</p> </div> </div>
4		<div style="display: flex; align-items: center;"> <div style="width: 15px; height: 15px; background-color: #008000; margin-right: 5px;"></div> <div> <p>Verde Bright Green</p> <p>990 Poly X-40</p> <p>7.55 in</p> </div> </div>	13		<div style="display: flex; align-items: center;"> <div style="width: 15px; height: 15px; background-color: #00bfff; margin-right: 5px;"></div> <div> <p>Pacific Blue</p> <p>445 Poly X-40</p> <p>37.13 in</p> </div> </div>
5		<div style="display: flex; align-items: center;"> <div style="width: 15px; height: 15px; background-color: #00008b; margin-right: 5px;"></div> <div> <p>Blue Suede</p> <p>414 Poly X-40</p> <p>60.08 in</p> </div> </div>	14		<div style="display: flex; align-items: center;"> <div style="width: 15px; height: 15px; background-color: #006400; margin-right: 5px;"></div> <div> <p>Shutter Green</p> <p>449 Poly X-40</p> <p>5.25 in</p> </div> </div>
6		<div style="display: flex; align-items: center;"> <div style="width: 15px; height: 15px; background-color: #d2b48c; margin-right: 5px;"></div> <div> <p>Natural</p> <p>15 Poly X-40</p> <p>58.78 in</p> </div> </div>	15		<div style="display: flex; align-items: center;"> <div style="width: 15px; height: 15px; background-color: #8a2be2; margin-right: 5px;"></div> <div> <p>Tulip 2</p> <p>388 Poly X-40</p> <p>192.34 in</p> </div> </div>
7		<div style="display: flex; align-items: center;"> <div style="width: 15px; height: 15px; background-color: #8a2be2; margin-right: 5px;"></div> <div> <p>Tulip 2</p> <p>388 Poly X-40</p> <p>5.24 in</p> </div> </div>	16		<div style="display: flex; align-items: center;"> <div style="width: 15px; height: 15px; background-color: white; margin-right: 5px;"></div> <div> <p>White</p> <p>10 Poly X-40</p> <p>53.45 in</p> </div> </div>
8		<div style="display: flex; align-items: center;"> <div style="width: 15px; height: 15px; background-color: white; margin-right: 5px;"></div> <div> <p>White</p> <p>10 Poly X-40</p> <p>143.99 in</p> </div> </div>	17		<div style="display: flex; align-items: center;"> <div style="width: 15px; height: 15px; background-color: #6a5acd; margin-right: 5px;"></div> <div> <p>Violet Blue</p> <p>381 Poly X-40</p> <p>17.14 in</p> </div> </div>
9		<div style="display: flex; align-items: center;"> <div style="width: 15px; height: 15px; background-color: black; margin-right: 5px;"></div> <div> <p>Black</p> <p>20 Poly X-40</p> <p>6.09 in</p> </div> </div>	18		<div style="display: flex; align-items: center;"> <div style="width: 15px; height: 15px; background-color: #4b0082; margin-right: 5px;"></div> <div> <p>Deep Purple</p> <p>390 Poly X-40</p> <p>19.22 in</p> </div> </div>

 **Place Mylar after this color change stitches.**


 **Remove excess Mylar after this color change stitches.**

Purely Gates Embroidery Mylar Snowmen 2


Design: Puppy

Date: 9/23/2012

Color Analysis

1  Periwinkle
446 Poly X-40
192.90 in



2  Shutter Green
449 Poly X-40
59.80 in



3  White
10 Poly X-40
313.80 in



4  Silver
1707 Poly X-40
15.35 in




5  Fawn
628 Poly X-40
109.11 in



6  Bunny Brown
833 Poly X-40
60.76 in



7  Pink Gaize
304 Poly X-40
2.07 in



8  Black
20 Poly X-40
1.39 in



Purely Gates Embroidery Mylar Snowmen 2

Design: Squirmel

Date: 9/23/2012

Color Analysis








1	 Bunny Brown 833 Poly X-40 390.75 in	7	 Mahogany 2 892 Poly X-40 3.97 in
2	 Mahogany 2 892 Poly X-40 49.75 in	8	 Mahogany 2 892 Poly X-40 5.29 in
3	 Bunny Brown 833 Poly X-40 374.18 in	9	 Cabernet 324 Poly X-40 5.07 in
4	 Twig 2 1527 Poly X-40 21.17 in	10	 Bunny Brown 833 Poly X-40 52.29 in
5	 Mahogany 2 892 Poly X-40 7.33 in	11	 Twig 2 1527 Poly X-40 10.89 in
6	 Mahogany 2 892 Poly X-40 17.32 in	12	 Mahogany 2 892 Poly X-40 2.29 in

Purely Gates Embroidery Mylar Snowmen 2

Design: Teddy

Date: 9/23/2012

Color Analysis

1		Green Apple 985 Poly X-40 143.67 in	8		Black 20 Poly X-40 6.12 in
2		Verde Bright Green 990 Poly X-40 13.57 in	9		Nutmeg 2 858 Poly X-40 109.69 in
3		Natural 15 Poly X-40 20.68 in	10		Sapphire 385 Poly X-40 41.12 in
4		Tulip 2 388 Poly X-40 6.57 in	11		Blue Suede 414 Poly X-40 6.80 in
5		Bunny Brown 833 Poly X-40 715.70 in	12		Petunia 305 Poly X-40 47.37 in
6		Petunia 305 Poly X-40 10.60 in	13		Natural 15 Poly X-40 65.42 in
7		Maize 3 828 Poly X-40 51.19 in	14		Tulip 2 388 Poly X-40 14.75 in