










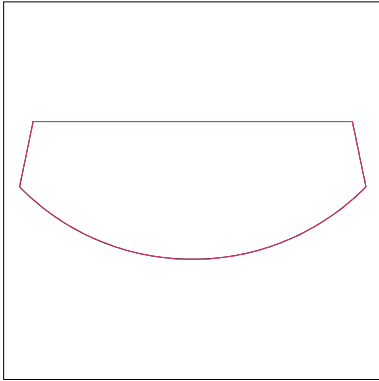


Stop Sequence:

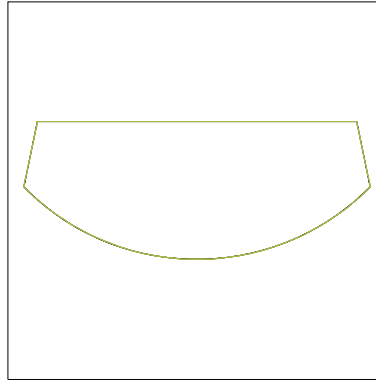
#	Color	Code	Name	Chart
1.		127	Applique Placement Line	Floriani
2.		275	Applique Tackdown Line	Floriani
3.		372	Blue Pacific	Floriani
4.		462	Silver	Floriani
5.		127	Applique Placement Line	Floriani
6.		275	Applique Tackdown Line	Floriani
7.		127	Applique Placement Line	Floriani
8.		275	Applique Tackdown Line	Floriani
9.		232	Spring Green	Floriani
10.		188	Iron Rust	Floriani

8 Blocks are required for this design. Stitch the full file eight times.

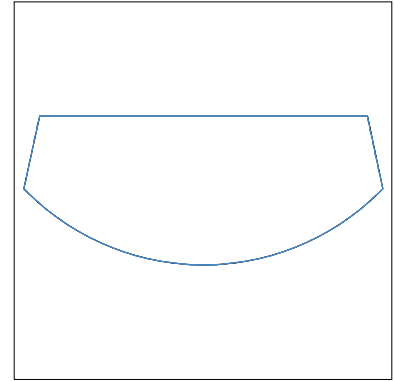





Stop: 1  
Element: batting placement line  
Code: 127  
Name: Applique Placement Line




Stop: 2  
Element: batting tackdown line  
Code: 275  
Name: Applique Tackdown Line



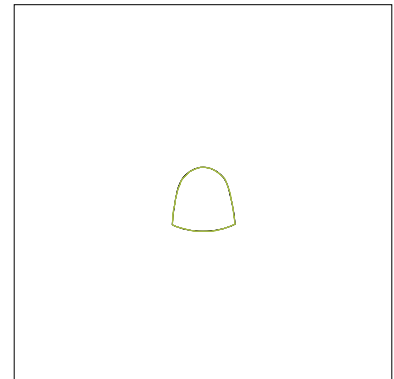
Stop: 3  
Element: fabric tackdown line  
Code: 371  
Name: Fabric Tackdown line



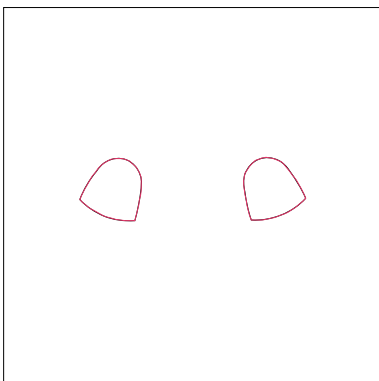
Stop: 4  
Element:  
Code: 462  
Name: Silver



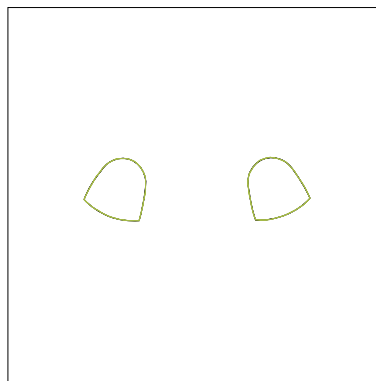
Stop: 5  
Element: middle gumdrop fabric placement line  
Code: 127  
Name: Applique Placement Line




Stop: 6  
Element: middle gumdrop fabric tackdown line  
Code: 275  
Name: Applique Tackdown Line




Stop: 7  
Element: outer gumdrops fabric placement line  
Code: 127  
Name: Applique Placement Line



Stop: 8  
Element: outer gumdrops fabric tackdown line  
Code: 275  
Name: Applique Tackdown Line



Stop: 9  
Element: center gumdrop satin stitches  
Code: 232  
Name: Spring Green



Stop: 10  
Element: outer gumdrop satin  
stitches  
Code: 188  
Name: Iron Rust